



Read Write Inc. (RWI) at The Winns Primary School

At The Winns Primary School we aim for all our children to become **fluent, confident** readers who are **passionate** about reading.

Children who read or are read to regularly have the opportunity to open the doors to so many different worlds! More importantly, reading will give your child the tools to become independent life-long learners.

We can achieve this together through:

- **Read Write Inc., a program to help to your child read at school**
- **Encouraging children to develop a love of books by reading to them daily, at home and at school**
- **Giving children access to a wide range of books at school and at home**

At The Winns Primary School we use Read Write Inc. Phonics (RWI) to give your child the best possible start with their literacy development. Mrs Cooper is our Read Write Inc. Reading Leader, so if you have questions about RWI, contact the school they can then refer you to her.

What is Read Write Inc?

Read Write Inc. (RWI) is a phonics complete literacy programme which helps **all** children learn to read fluently and at speed so they can focus on developing their skills in comprehension, vocabulary and spelling. The programme is designed for children aged 4-7. At The Winns we begin the programme in Nursery and will continue teaching RWI to children beyond the age of 7, as we use a stage not age approach.

How will RWI be taught?

We teach children to read through daily RWI lessons. These lessons:

- are taught by a fully trained adult in groups
- use books matched to the children's secure phonic knowledge using the RWI structure
- are monitored by the class teacher and are overseen by the Reading Leader, who regroups the children according to regular RWI assessments
- Daily sessions of RWI phonics last 40 minutes.

All children are assessed regularly by our RWI Reading Leader. From these assessments children are grouped into stages, where they work with peers at the same stage. We reassess children every half-term so we can place them in the group where they'll make the most progress.

Nursery & Reception

In Reception, we build from 10-minute lessons, with additional daily oral blending games (Fred Talk), to the full-length lessons. Children make a strong start in Reception: whole class teaching begins early (by week 2) of the Autumn term. Children are assessed by the Autumn half term and then teaching begins in progress groups.

Reading

The children:

- Learn 44 sounds and the corresponding letters/letter groups using simple picture prompts – see below.
- Each day, we teach children a new sound. We know that children learn more rapidly at this age than at any other time in their lives so you can teach a new sound every day.
- Learn to read words using Fred talk and sound blending.
- Read from a range of storybooks and non-fiction books matched to their phonic knowledge.
- Work well with partners.
- Develop comprehension skills in stories by answering 'Find It' and 'Prove It' discussion questions.

Writing

The children:

- Learn to write and form the letters/letter groups which represent the 44 sounds with the help of fun phrases.
- Learn to write words by using Fred Talk.
- Learn to build sentences by practising sentences out loud before they write.

Talking

The children

- They work in pairs so that they:
 - Answer every question
 - Practise every activity with their partner
 - Take turns in talking and reading to each other
 - Develop ambitious vocabulary

One to one tutoring – ‘keep up, not catch up!’

We want to make sure every child learns to read in our school.

Some children need extra practice when learning to read so we teach these children one-to-one for ten minutes every day – on top of their group lesson.































We make sure they ‘keep up’ from the beginning and don’t need ‘catch up’ later on.

Teaching the sounds

Read Write Inc, Phonics makes learning to read easy for children because we start by teaching them just one way of reading and writing every sound. **Set 1 Sounds** are taught in the following order (see below) together with rhymes to help children form the letters correctly and instantly recognise sounds ready for blending.



Speed Sounds Set 1

m 	a 	s 	d 	t 
i 	n 	p 	g 	o 
c 	k 	u 	b 	f 
e 	l 	h 	r 	j 
v 	y 	w 	z 	x 
sh 	th 	ch 	qu 	ng 

The children are then taught **Set 2 Sounds** - the long vowels. When they are very confident with all of set 1 and 2 they are taught **Set 3 Sounds**. These are different ways to read and spell Set 2 sounds. We call these Set 3 sounds, but actually they are the same sounds as in Set 2 but with a different spelling. We say "same sound, different spelling".

Speed Sounds Set 2



Speed Sounds Set 3



Fred Talk and sound blending

We use **pure sounds** ('mmm' not 'muh', 'ssss' not 'suh', etc.) so that your child will be able to blend the sounds into words more easily. [Watch this video](#) to learn how to say Read Write Inc's set one, two and three sounds.



At school your child will meet Fred, who only talks in sounds! We learn to blend these sounds together to hear the word that Fred is saying. We call it, 'Fred Talk'. E.g. m-o-p, c-a-t, m-a-n, sh-o-p, b-l-a-ck. [Watch this video](#) for a sound blending tutorial.

Storybooks



In RWI lessons children read Read Write Inc. Storybooks that match the sounds they can read. They read each Read Write Inc. Storybook three times in class with their partner. Re-reading the same book helps children to become confident readers. On each reading, the number of words they read 'at a glance' increases – and along with it their ability to focus on the story and understand it. Children then take this same book or a matched book to enjoy at home. Right from the start, children enjoy re-reading simple texts.

What can I do to help?

1. **Use pure sounds rather than letter names.**
2. **Use Fred Talk to help your child to read and spell words.**
3. **Listen to your child read their Storybook everyday.** Your child will start to bring books home when they are confident readers, relating to their reading stage. This decodable book this will aid application and fluency- developing speedy reading!
4. **Watch the Virtual Classroom films together.** Your child may be given or sent links or QR codes to lessons that match the sounds and words your child has been learning in school. There are lessons to support children at every stage of the Read Write Inc. Phonics programme. You can watch and join in with together.
5. **Read stories to your child every day.**

RWI was developed by Ruth Miskin and more information on this can be found at <https://www.ruthmiskin.com/en/find-out-more/parents/>